



BUNBURY PORT TERMINAL SITE

Address: Berth 3, Bunbury Port, Bunbury WA 6230

Phone: 1300 4 BUNGE (1300 4 28643) and select Option 5

Email: BAS.BUB.TERMINAL@BUNGE.COM



TRAFFIC FLOW TO AND FROM BUNBURY PORT TERMINAL

1300 4 BUNGE

(1300 4 28643)

bas.enquiries.aus@bunge.com

UHF17 STAY ON UHF 17 AT ALL TIMES


--- TERMINAL ENTRY ROUTE

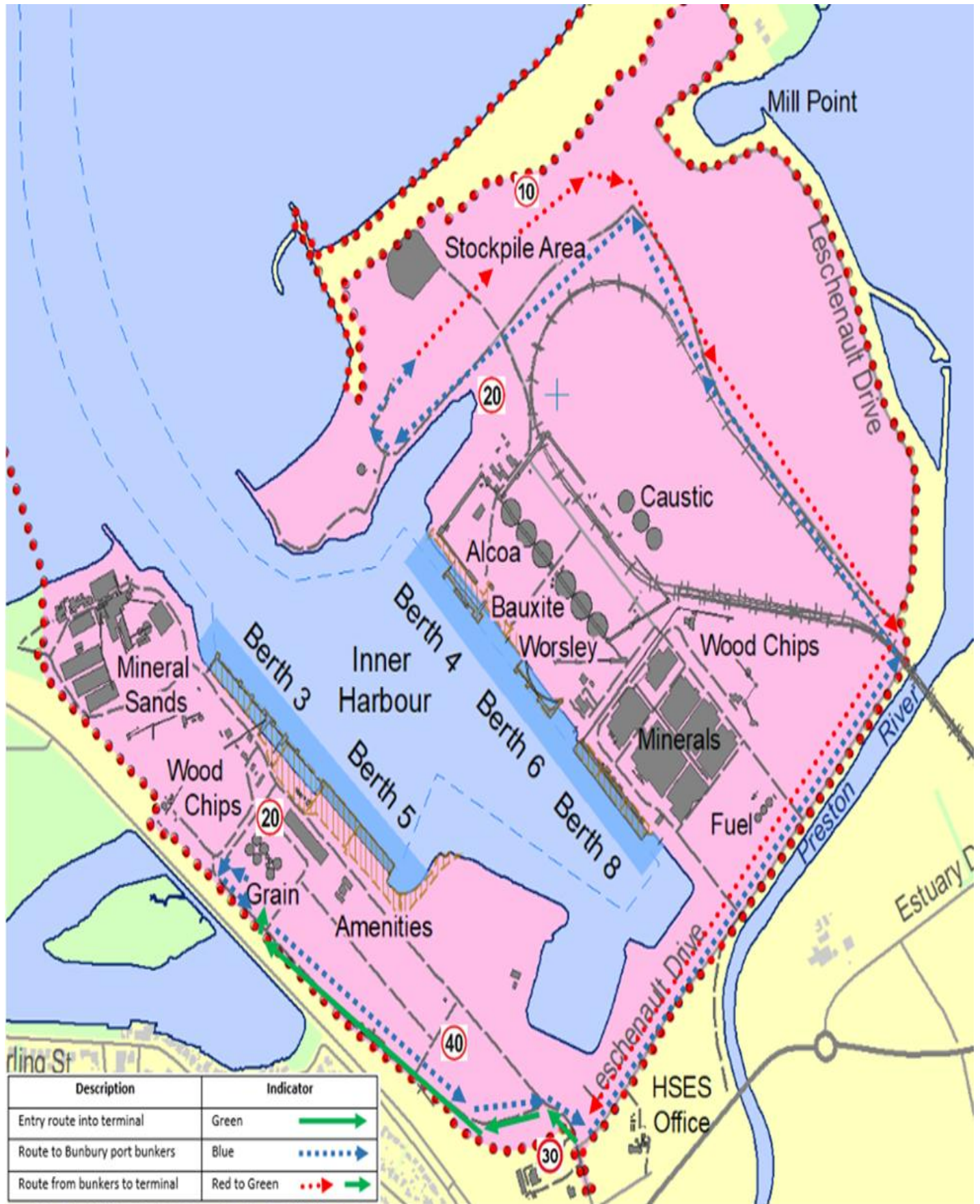
--- TERMINAL EXIT ROUTE






PLEASE TAKE NOTE OF CHANGES TO TRAFFIC FLOW WITHIN PORT AREA

- Enter through **North** (water side) swipe gate.
- Turn into center road and wait in single file.
- Remain in vehicle. Leave tarps on until arrival at sample stand.
- **Trailer tarps must be open** when unloading.
- PPE ("long & longs", helmet, and boots) required on port land
- Proceed to site via right hand turn when a space becomes available under sample spears.
- Stay on UHF Channel 17.
- Speed limit is 15km/h on center road and on Bunge site.
- Exit port area through **South** swipe gate.
- * Bull Ring is closed. Use center road as a staging area.
- Overnight parking is no longer permitted within port area.





Description	Indicator
Entry route into terminal	Green 
Route to Bunbury port bunkers	Blue 
Route from bunkers to terminal	Red to Green 



BUNGE – BUNKER

1. Enter through front **Gate 2** (straight on)
2. Call up on UHF CH16 before entering the Bunbury Port Bunkers (“Truck/LV entering gate 2”)
3. Line-up or park under the sample spears and remove trailer tarps.
 - *Note: Follow all directions given by Bunge staff when on Bunge premises*
 - *Required PPE: High Visibility Clothing, Safety Glasses, Safety boots*
4. Give sampler GDD docket for confirmation.
5. Sampler will allocate correct bunker number and returns GDD.
6. Proceed to allocated bunker number with your GDD.
7. Provide the RPO (Receival point operator) your GDD for a confirmation stamp.
 - The RPO will tell you where to tip (8a or 8b)
 - Discharge directly to bunker.
 - *Note: Ensure to allow 20m on each side of tipping trailers*
 - Discharge onto Drive Over Hopper Stacker as directed by the RPO over UHF CH16 or Hand Signals
8. Once fully discharged, ensure trailers and tailgates are cleaned before exiting via the North Gate.

KEY POINTS:

- -Shared Area: Bunge Bunbury Port Bunker area is shared with other users operating in the area.
 - Please be mindful of other traffic in the area and stick to the signed speed limits.
- -If emergency evacuation: proceed to Muster Point 1 opposite the sample laboratory, closest to the beach.
- -First Aid: Located in the Bunker Sample Laboratory and all Bunge mobile equipment/LV’s
- -Bathroom facilities are provided at the bunker location.
- -Incidents (Injury, Property Damage, Near Miss) and Hazards must be reported to Bunge personal
- -Non-essential vehicles must be parked in designated zones. *Only Bunge essential vehicles are permitted in Bunkers or Laneways.*

